

# WorkForce Pro WF-8590DWF



## DATASHEET



A small to medium workgroup A3+ multifunction printer, perfect for business environments that have traditionally used lasers and want to increase productivity and reduce downtime and waste. Epson's clean technology helps create a more environmentally friendly workplace, and PDL printer emulations and Gigabit Ethernet are ideal for enterprise integration.

### Low TCO printing

Take advantage of a low Total Cost of Ownership (TCO), and print up to 7,000 colour and 10,000 mono pages<sup>1</sup> using easy-to-change, high-capacity DURABrite Pro ink cartridges.

### Ecological

Uses up to 80% less power than competitive colour lasers<sup>2</sup> thanks to the no heat technology. No ozone gas is emitted, and an improved quiet print mode and no fan noise during or after printing make it ideal for the workplace. And there are fewer parts to replace than a laser.

### Enhance productivity

Print at up to 34 pages per minute (ppm) in both colour and mono, with ISO print speeds of 24 ppm for both<sup>3</sup>. The WF-8590DWF delivers automatic double-sided A4 and A3 printing for eco-friendly and business-quality results, and features one-pass duplex scanning and a 50-sheet Automatic Document Feeder. Scalable optional paper trays take its maximum capacity to 1,831 sheets.

### Built for business

Epson's PrecisionCore technology powers the output quality and reliability at the speeds required for both office and industrial printing. A smartphone-like 12.7cm colour touchscreen is easy to use, while scan-to functions, including Microsoft SharePoint<sup>4</sup>, and LDAP address book compatibility make it ideal to share documents. Also securely print using a PIN code to release confidential documents, or use Email Print for Enterprise<sup>5</sup> to securely send documents directly to the multifunction printer.

## KEY FEATURES

- **Low TCO A3+ business multifunction**  
Multifunction printer with scalable paper trays
- **Ecological**  
Uses up to 80 percent less power than competitive colour lasers
- **Built for business**  
Scan-to functions, LDAP address book support and PDL emulations
- **PrecisionCore technology**  
Epson's most advanced printhead technology
- **Enhance productivity**  
Automatic double-sided printing, scanning, copying and faxing

## PRODUCT SPECIFICATIONS

<b>TECHNOLOGY</b>	
Printing Method	PrecisionCore™ Print Head
Ink Technology	DURABrite™ Pro
<b>PRINT</b>	
First Page Out	Monochrome 7 Seconds, Color 7 Seconds
Printing Speed ISO/IEC 24734	24 Pages/min Monochrome, 24 Pages/min Color
Maximum Printing Speed	34 Pages/min Color (plain paper), 34 Pages/min Monochrome (plain paper)
Duplex Printing Speed	16 A4 Pages/min Monochrome, 16 A4 Pages/min Color
ISO/IEC 24734	
Printing Resolution	4,800 x 1,200 dpi
Max Duty cycle	65,000 Pages per month
For detailed information on printing speeds please visit <a href="http://www.epson.eu/testing">http://www.epson.eu/testing</a> .	
<b>SCAN</b>	
Scan speed colour A4	300 dpi (with ADF), 23 ipm with ADF scan 200 dpi (flatbed) 7 sec. with flatbed scan
Advanced document integration	E-mail, FTP, Network folders, Computer (Epson Document Capture Pro), Microsoft SharePoint with Epson Document Capture Pro, USB Memory Device / Card
<b>FAX</b>	
Fax Transmission Speed	Up to 33.6kbps / Approx. 3 sec/page
Page memory	Up to 550 pages/ 6MB (ITU-T No. 1 chart)
<b>COPY</b>	
Copy Speed	up to 22 ipm Black, up to 21 ipm Colour *Simplex ADF 600 x 600 dpi (ISO/ IEC 24735)
Reduction / Enlargement	25 % - 400 % Auto fit function
<b>CONNECTIVITY</b>	
Network Printing Protocols	LPR, FTP, IPP, LDP, Port 9100, WSD, Net BIOS over TCP/IP, TCP/IPv4, TCP/IPv6, IPsec
Network Management Protocols	SNMP, HTTP, DHCP, BOOTP, APIPA, DDNS, mDNS, SNT, SSDP, Ping, SLP, WSD, LLTD, IEEE 802.1X
Interfaces	Hi-Speed USB - compatible with USB 2.0 specification, Ethernet Interface (1000 Base-T/ 100-Base TX/ 10-Base-T), USB host, Wireless LAN IEEE 802.11b/g/n, Wi-Fi Direct
WLAN Security	WEP 64 Bit, WEP 128 Bit, WPA PSK (AES), WPA2 Enterprise
<b>PAPER / MEDIA HANDLING</b>	
Paper Formats	A3+, A3, A4, A5, A6, B5, C4 (Envelope), C6 (Envelope), No. 10 (Envelope), Letter, 10 x 15 cm, 13 x 18 cm, 20 x 25 cm, 16:9, Legal
Automatic Document Feeder	50 Pages
Duplex	Yes
Standard Paper input	330 Sheets Standard, 80 Sheets MP tray, 250 Sheets paper tray
Output Tray Capacity	250 Sheets
Paper Tray Capacity	250 Sheets Standard, 1,831 Sheets maximum
Optional paper tray(s)	3 x 500 sheet paper tray, Cabinet
Maximum paper input	1,831
Number of paper trays	3

## LOGISTICS INFORMATION

SKU	C11CD45301BY
Barcode	8715946541051
Dimensions Single Carton	665 x 725 x 613 mm
Carton Weight	41.06 Kg
Multiple Order Quantity	1 Units
Pallet Size Euro	3 Units (1 x 3)



For more information please contact:

Telephone: 01952 607111 (UK)+  
01 436 7742 (Republic of Ireland)  
E-mail: [enquiries@epson.co.uk](mailto:enquiries@epson.co.uk)  
Chat: [etalk.epson-europe.com](http://etalk.epson-europe.com)  
Fax: 0871 222 6740  
+ Local call rate.

Web: [www.epson.co.uk](http://www.epson.co.uk)  
[www.epson.ie](http://www.epson.ie)




Trademarks and registered trademarks are the property of Seiko Epson Corporation or their respective owners. Product information is subject to change without prior notice.

## WorkForce Pro WF-8590DWF

### WHAT'S IN THE BOX

- Quick Setup Guide
- Individual Ink Cartridges
- Main unit
- Warranty Documents
- User manual (CD)
- Power cable

### INK YIELD DATA

	<b>T7564</b>	<b>T7554</b>	<b>T7544</b>
	2,500 pages*	5,000 pages*	10,000 pages*
	1,500 pages*	4,000 pages*	7,000 pages*

\* Approx. page yield based on ISO/IEC 24711/24712 or ISO/IEC 29102/29103. Actual yield will vary depending on images printed and usage conditions. For more information visit <http://www.epson.eu/pageyield>

### SUPPLIES

- WF-8090 / WF-8590 Ink Cartridge XXL Black C13T754140 (10,000 pages)
  - WF-8090 / WF-8590 Ink Cartridge XXL Cyan C13T754240 (7,000 pages)
  - WF-8090 / WF-8590 Ink Cartridge XXL Magenta C13T754340 (7,000 pages)
  - WF-8090 / WF-8590 Ink Cartridge XXL Yellow C13T754440 (7,000 pages)
  - WF-8xxx Series Ink Cartridge XL Black C13T755140 (5,000 pages)
  - WF-8xxx Series Ink Cartridge XL Cyan C13T755240 (4,000 pages)
  - WF-8xxx Series Ink Cartridge XL Magenta C13T755340 (4,000 pages)
  - WF-8xxx Series Ink Cartridge XL Yellow C13T755440 (4,000 pages)
  - WF-8xxx Series Ink Cartridge L Black C13T756140 (2,500 pages)
  - WF-8xxx Series Ink Cartridge L Cyan C13T756240 (1,500 pages)
  - WF-8xxx Series Ink Cartridge L Magenta C13T756340 (1,500 pages)
  - WF-8xxx Series Ink Cartridge L Yellow C13T756440 (1,500 pages)
1. For more information visit [www.epson.eu/inketsaving](http://www.epson.eu/inketsaving) 2. Approx. page yield based on ISO/IEC 24711/24712. Actual yield will vary depending on images printed and usage conditions. For more information visit <http://www.epson.eu/pageyield> 3. Determined in accordance with ISO/IEC 24734 showing the average of ESAT from the Office Category Test for default A4 simplex and duplex. For more information, please visit [www.epson.eu/testing](http://www.epson.eu/testing) 4. This is only available when using Epson Document Capture Pro software, which can be downloaded from the Epson website. 5. Find out more about Email Print for Enterprise at [www.epson.eu/epe](http://www.epson.eu/epe)