

EPSON BUSINESS PRINT AND SCAN RANGE 2012

RESELLER GUIDE

www.epson.co.uk

EPSON[®]
EXCEED YOUR VISION

CHOOSING THE RIGHT BUSINESS PRINTER

When your customers are looking to purchase a printer there are a number of considerations which need to be made.

Epson has a complete range of mono and colour printers designed for all applications in busy offices. With both inkjet and laser technologies, Epson has the perfect printer for your end user.

PRINTER RANGE

Personal – Epson’s personal range of printers offers space saving, single function mono and colour desktop printers. These models are ideal for small office environments where printing is key.

Microbiz / Small Office / Home Office – With the smaller business in mind, this range of printers will deliver professional mono and colour prints with low running costs and optional Wi-Fi support.

Small to Medium Workgroup – Epson’s range of printers within this category are ideal for medium sized workgroups. Businesses printing over 3000 pages per month with higher business printing demands can find a mix of mono and colour single function and multifunction devices. What’s more, these printers can be wrapped in Epson’s Managed Print Service in order to save your end user money and time.

Medium to Large Workgroup – Epson’s range of large workgroup printers are robust and reliable, packed full of features. These printers are at the top of Epson’s printer range and can cater for busy departmental printing.

Product variations key:

- N - Network Connectivity
- W - Wireless Connectivity
- F - Fax
- D - Duplex
- T - Includes optional paper tray

MANAGED PRINT SERVICE

Many of our laser and WorkForce Pro printers can be wrapped into Epson’s Managed Print Service (MPS) providing a simple and easy solution to help cut printing cost and provide a convenient way of controlling and managing a fleet of printers.

Key Epson Managed Print Service benefits:

- No minimum or maximum monthly print volumes
- Pay for what you print
- Toner or ink supplied automatically when the printer runs low
- One year minimum contract
- A range of printers and MFPs to meet customers’ needs
- Low cost printing solutions

For more information on Epson’s MPS offering visit
www.epson.co.uk/managedprintservice

ENERGY SAVING

Epson’s printers are ENERGY STAR® qualified, perfect for businesses looking to reduce their impact on the environment. What’s more, Epson’s latest range of WorkForce Pro printers come with 80% lower energy consumption*.

EPSON CONNECT

Now you can easily print directly from your smartphone, tablet, PC or laptop, anytime and practically anywhere. Print documents, emails, web pages and photos - all you need is one of our compatible printers and your smartphone, tablet PC or mobile computer -

Epson Connect services include:

iPrint – wireless printing for smartphones and tablet PCs.

Email Print – Print from anywhere through an assigned email address for your printer.

Other companies’ services include:

Google Cloud – print on the go from your smartphone or tablet PC.

AirPrint – wireless printing straight from your iPad, iPhone or iPod touch.

For more information about Epson Connect visit:

www.epson.co.uk/connect

KEY DEFINITIONS

Below you will find all Epson key definitions for our print range.

WP - WorkForce Pro

C - Colour Laser Printer

M - Mono Laser Printer

CX - Colour Multifunction Printer

MX - Mono Multifunction Printer

Total cost of ownership – this refers to the total cost of owning a printer during it’s lifecycle. This takes into account the cost of the hardware and the average number of consumables that may be required.




Cost per page – this refers to the cost per print and is calculated based on the cost of the consumables and the page yields it delivers. There will be a cost per page on mono and colour prints.





Epson DURABrite Ultra Ink Cartridges - Enables your customers to keep costs down, guarantee superb looking prints and last longer in any business environment.




Better Products
for a Better Future










*When compared to a comparative competitor laser (when printing)




	Personal		
Model Name	M1400	C1700	MX14
			
Key feature	<ul style="list-style-type: none"> Ultra compact printer Just toner - no other consumable 	<ul style="list-style-type: none"> Ultra compact printer Just toner - no other consumable 	<ul style="list-style-type: none"> Ultra compact MFP Just toner - no other consumable
Epson SKU Number	C11CB77031BY	C11CB71001BY	C11CB77051BY
A4	Yes	Yes	Yes
A3	No	No	No
Print Speeds Mono (ISO)	24 ppm	12ppm	24ppm
Print Speeds Colour		10ppm	
Print Resolution (dpi)	1200 x 1200	600 x 600	1200 x 1200
Scanning Resolution (dpi)			1200x1200
Standard Memory	64MB	64MB	128MB
Maximum Memory	64MB	64MB	128MB
Paper capacity standard	150 sheets	150 sheets	160 sheets
Paper capacity maximum	150 sheets	150 sheets	160 sheets
Double sided-printing			
Ethernet Connectivity			MX14NF
Wireless Connectivity			
LCD display			
Optional Paper Tray			
Scan			Yes
Copy			Yes
Fax			NF
Scan functions			Scan to PC, USB MX14NF - Scan to email, scan to FTP
Automatic Document Feeder			MX14NF
PCL and Postscript compatible			
Supplies - colour		700 / 1,400 pages	
Supplies - mono	1,000 / 2,200 pages	700 / 2,000 pages	1,000 / 2,200 pages
Monthly duty cycle	20,000 pages	20,000 pages	20,000 pages
Paper weight	60 - 163gsm	60 - 163gsm	60 - 163gsm
Return Program Supplies			
DURABrite Ultra Ink			
AcuBrite Toner	Yes	Yes	Yes
Energy Star qualified	Yes	Yes	Yes
Epson Connect			
Weight	4.6kg	10.6kg	8.9kg
Standard Warranty	1 year return to base	1 year return to base	1 year return to base
Dimensions - (WxDxH)	358 x 197 x 208 mm	394 x 304 x 234 mm	410 x 389 x 299 mm
Product Variations			NF




Micro Business / Small Office / Home Office			
C1750	CX17	WP-4025DW	WP-4535DWF
			
<ul style="list-style-type: none"> Ultra compact printer Just toner - no other consumable Wi-Fi version 	<ul style="list-style-type: none"> Ultra compact MFP Just toner - no other consumable Wi-Fi version 	<ul style="list-style-type: none"> Faster than a laser, half the cost 80% lower power consumption Wi-Fi Double-sided print 50% lower cost per page 	<ul style="list-style-type: none"> Faster than a laser, half the cost 80% lower power consumption Wi-Fi Double-sided print, copy and scan 50% lower cost per page
C11CB71021BY	C11CB71061BY	C11CB30301BY	C11CB33301BY
Yes	Yes	Yes	Yes
No	No	No	No
15ppm	15ppm	16ppm	16ppm
12ppm	12ppm	11ppm	11ppm
600 x 600	600 x 600	4800 x 1200	4800 x 1200
	1200x1200		1200 x 2400
128MB	128MB	64MB	128MB
128MB	128MB	64MB	128MB
150 sheets	150 sheets	330 sheets	330 sheets
150 sheets	150 sheets	330 sheets	330 sheets
		Yes	Yes
No	Yes	Yes	Yes
C1750W	CX17WF	Yes	Yes
Mono	Mono		6.3 cm colour
	Yes		Yes
	Yes		Yes
	Yes		Yes
	Scan to PC, Scan to USB Memory, CX17NF/ WF: scan to E-mail, scan to FTP,		Scan to PC, USB, PDF, email
			30 pages (duplex)
	1,400 pages	800 / 2,000 pages	800 / 2,000 pages
	2,000 pages	1,200 / 2,400 pages	1,200 / 2,400 pages
	20,000 pages		
	60 - 163gsm	64 - 256gsm	64 - 256gsm
		Yes	Yes
Yes	Yes		
Yes	Yes	Yes	Yes
		Yes	Yes
10.6kg	15kg	10.9kg	13.8kg
1 year return to base	1 year return to base	1 year on site	1 year on site
394 x 304 x 234 mm	410 x 389 x 338 mm	460 x 420 x 284 mm	460 x 420 x 341 mm
N	NF	DW	DWF
W	WF		


Small to Medium Workgroup			
Model Name	WP-4545DTWF	M2300	M2400
			
Key feature	<ul style="list-style-type: none"> Faster than a laser, half the cost 80% lower power consumption Wi-Fi Double-sided print, copy and scan Large, simple operator panel 2 paper trays supplied 50% lower cost per page 	<ul style="list-style-type: none"> Just toner - no other consumable Integrated double-sided printing 1 optional paper tray 	<ul style="list-style-type: none"> Just toner - no other consumable Integrated double-sided printing Genuine Adobe® PostScript® support High capacity toner 2 optional paper trays
Epson SKU Number	C11CB32301BY	C11CA95001	C11CB47071BX
A4	Yes	Yes	Yes
A3	No	No	No
Print Speeds Mono (ISO)	16ppm	30ppm	35ppm
Print Speeds Colour	11ppm		
Print Resolution (dpi)	4800 x 1200	1200 x 1200	1200 x 1200
Scanning Resolution (dpi)	1200 x 2400		
Standard Memory	128MB	32MB / 64MB	32MB / 64MB
Maximum Memory	128MB	288MB	288MB
Paper capacity standard	580 sheets	300 sheets	300 sheets
Paper capacity maximum	580 sheets	550 sheets	800 sheets
Double sided-printing	Yes	Yes	Yes
Ethernet Connectivity	Yes	DN, DTN	DN, DTN
Wireless Connectivity	Yes		
LCD display	8.8 cm colour		
Optional Paper Tray	standard	Yes	Yes
Scan	Yes		
Copy	Yes		
Fax	Yes		
Scan functions	Scan to PC, USB, PDF, email		
Automatic Document Feeder	30 pages (duplex)		
PCL and Postscript compatible		PCL only	Yes
Supplies - colour	800 / 2,000 pages		
Supplies - mono	1,200 / 2,400 pages	3,000 pages	3,000 / 8,000 pages
Monthly duty cycle	20,000 pages	20,000 pages	50,000 pages
Paper weight	64 - 256gsm	60 - 220gsm	60 - 220gsm
Return Program Supplies		Yes	Yes
DURABrite Ultra Ink	Yes		
AcuBrite Toner		Yes	Yes
Energy Star qualified	Yes	Yes	Yes
Epson Connect	Yes		
Weight	16.5kg	11.5kg	11.5kg
Standard Warranty	1 year on site	1 year on site	1 year on site
Dimensions - (WxDxH)	461 x 420 x 420 mm	378 x 390 x 255 mm	378 x 390 x 255 mm
Product Variations	DTWF	D	D
		DN	DN
		DT	DT
		DTN	DTN

Small to Medium Workgroup			
MX20	WP-4015DN	WP-4515DN	WP-4525DNF
			
<ul style="list-style-type: none"> Just toner - no other consumable Integrated double-sided printing, scanning and copying Genuine Adobe® PostScript® support High capacity toner 2 optional paper trays 	<ul style="list-style-type: none"> Faster than a laser, half the cost Colour laser replacement 80% lower power consumption High capacity cartridges Optional 2nd paper tray Double-sided print 50% lower cost per page 	<ul style="list-style-type: none"> Faster than a laser, half the cost Colour laser replacement 80% lower power consumption High capacity cartridges Optional 2nd paper tray Double-sided print Flatbed Scan and copy 50% lower cost per page 	<ul style="list-style-type: none"> Faster than a laser, half the cost Colour laser replacement 80% lower power consumption High capacity cartridges Optional 2nd paper tray Automatic document feeder 50% lower cost per page
C11CA95001BX	C11CB27301BY	C11CB34301BY	C11CB28301BY
Yes	Yes	Yes	Yes
No	No	No	No
28ppm	16ppm	16ppm	16ppm
	11ppm	11ppm	11ppm
1200 x 1200	4800 x 1200	4800 x 1200	4800 x 1200
600 x 600		1200 x 2400	1200 x 2400
256MB	64MB	128MB	128MB
512MB	64MB	128MB	128MB
300 sheets	330 sheets	330 sheets	330 sheets
800 sheets	580 sheets	580 sheets	580 sheets
Yes	Yes	Yes	Yes
Yes	Yes	Yes	Yes
		6.3 cm colour	6.3 cm colour
Yes	Yes	Yes	Yes
Yes		Yes	Yes
Yes		Yes	Yes
MX20DTNF			Yes
Scan to USB, folder, email (mono only)		Scan to PC, USB, PDF, email, PC (wireless)	Scan to PC, USB, PDF, email, PC (wireless)
50 pages (duplex)			30 pages (duplex)
Yes			
	800 / 2,000 / 3,400 pages		
3,000 / 8,000 pages	1,200 / 2,400 / 3,400 pages		
20,000 pages	20,000 pages		
60 - 220gsm	64 - 256gsm		
Yes			
Yes	Yes	Yes	Yes
Yes	Yes	Yes	Yes
Yes	Yes	Yes	Yes
18.4kg	10.9kg	12.6kg	13.8kg
1 year on site	1 year on site	1 year on site	1 year on site
494 x 430 x 448 mm	460 x 420 x 284 mm	460 x 420 x 299 mm	460 x 420 x 341 mm
DN	DN	DN	DNF
DNF			
DTN			
DTNF			

	Small to Medium Workgroup		
Model Name	WP-4095DN	WP-4595DNF	C2900
			
Key feature	<ul style="list-style-type: none"> Faster than a laser, half the cost Colour laser replacement 80% lower power consumption Supports PCL and Genuine Adobe® PostScript® emulation High capacity cartridge Optional 2nd paper tray 50% lower cost per page 	<ul style="list-style-type: none"> Faster than a laser, half the cost Colour laser replacement 80% lower power consumption Supports PCL and Genuine Adobe® PostScript® emulations High capacity cartridge Optional 2nd paper tray 50% lower cost per page 	<ul style="list-style-type: none"> Ideal for complex IT environments Gigabit ethernet Genuine Adobe® PostScript® emulation Optional 2nd paper tray
Epson SKU Number	C11CB29301BY	C11CB31301BY	C11CB74001BY
A4	Yes	Yes	Yes
A3	No	No	No
Print Speeds Mono (ISO)	16ppm	16ppm	23ppm
Print Speeds Colour	11ppm	11ppm	23ppm
Print Resolution (dpi)	4800 x 1200	4800 x 1200	600 x 600
Scanning Resolution (dpi)		1200 x 2400	
Standard Memory	192MB	256MB	256MB
Maximum Memory	192MB	256MB	768MB
Paper capacity standard	330 sheets	330 sheets	250 sheets
Paper capacity maximum	580 sheets	580 sheets	500 sheets
Double sided-printing	Yes	Yes	Yes
Ethernet Connectivity	Yes	Yes	Yes
Wireless Connectivity			
LCD display		6.3 cm colour	Mono
Optional Paper Tray	Yes	Yes	Yes
Scan		Yes	
Copy		Yes	
Fax		Yes	
Scan functions		Scan to PC, USB, PDF, email, PC	
Automatic Document Feeder		30 pages (duplex)	
PCL and Postscript compatible	Yes	Yes	Yes
Supplies - colour	800 / 2,000 / 3,400 pages		2,500 pages
Supplies - mono	1,200 / 2,400 / 3,400 pages		3,000 pages
Monthly duty cycle	30,000 pages		40,000 pages
Paper weight	64 - 256gsm		60 - 216gsm
Return Program Supplies			
DURABrite Ultra Ink	Yes	Yes	
AcuBrite Toner		Yes	
Energy Star qualified	Yes	Yes	Yes
Epson Connect	Yes	Yes	
Weight	10.9kg	13.8kg	18.4kg
Standard Warranty	1 year on site	1 year on site	1 year on site
Dimensions - (WxDxH)	460 x 420 x 284 mm	460 x 420 x 341 mm	403.5 x 469.4 x 416.1 mm
Product Variations	DN	DNF	N DN

	Medium to Large Workgroups			
Model Name	CX29	M4000	M7000	M8000
				
Key feature	<ul style="list-style-type: none"> Ideal for complex IT environments Print, copy and scan Gigabit ethernet Genuine Adobe® PostScript® emulation Optional 2nd paper 	<ul style="list-style-type: none"> Ideal for complex IT environments A4 mono print 2 optional paper trays Genuine Adobe® PostScript® emulation 	<ul style="list-style-type: none"> Ideal for complex IT environments Ultra compact A4/A3 mono print 2 optional paper trays Gigabit ethernet Genuine Adobe® PostScript® emulation 	<ul style="list-style-type: none"> Ideal for complex IT environments A4/A3 mono print Paper stacker option 3 optional paper trays Genuine Adobe® PostScript® emulation Standard data encryption
Epson SKU Number	C11CB74021BY	C11CA10001BZ	C11CB61011BW	C11CA38011BX
A4	Yes	Yes	Yes	Yes
A3	No	No	Yes	Yes
Print Speeds Mono (ISO)	23ppm	43ppm	32ppm	up to 44ppm
Print Speeds Colour	23ppm			
Print Resolution (dpi)	600 x 600	1200 x 1200	1200 x 1200	1200 x 1200
Scanning Resolution (dpi)	1200 x 1200			
Standard Memory	256MB	64MB	64MB	128MB
Maximum Memory	768MB	576MB	320MB	578MB
Paper capacity standard	250 sheets	700 sheets	380 sheets	650 sheets
Paper capacity maximum	500 sheets	1,800 sheets	1,380 sheets	2,150 sheets
Double sided-printing	Optional	Optional	Optional	Optional
Ethernet Connectivity	Yes	Yes	Yes	Yes
Wireless Connectivity				
LCD display	Mono	Mono	Mono	
Optional Paper Tray	Yes	Yes	Yes	Yes
Scan	Yes			
Copy	Yes			
Fax	Yes			
Scan functions	Scan to email, FTP, USB memory,			
Automatic Document Feeder	35 pages			
PCL and Postscript compatible	Yes	Yes	Yes	Yes
Supplies - colour	2,500 pages			
Supplies - mono	3,000 pages	20,000 pages	15,000 pages	15,000 pages
Monthly duty cycle	40,000 pages	200,000 pages	100,000 pages	200,000 pages
Paper weight	60 - 216gsm	64 - 216gsm	60 - 216gsm	64 - 216gsm
Return Program Supplies		Yes	Yes	Yes
DURABrite Ultra Ink				
AcuBrite Toner	Yes	Yes	Yes	Yes
Energy Star qualified	Yes	Yes	Yes	Yes
Epson Connect				
Weight	28.6kg	21.5kg	21kg	24.8kg
Standard Warranty	1 year on site	1 year on site	1 year on site	1 year on site
Dimensions - (WxDxH)	430 x 544.2 x 584.4 mm	428 x 480 x 404 mm	518 x 414.5 x 333 mm	518 x 518 x 390 mm
Product Variations	NF DNF	N DN DTN	N TN DN DTN	DN DTN TN N
			D2TN	

Medium to Large Workgroups			
Model Name	C3900	CX37	C4200
			
Key feature	<ul style="list-style-type: none"> Ideal for complex IT environments A4 colour Print Gigabit ethernet Compact design Optional 2nd paper Large LCD screen Optional Hard Disk Drive 	<ul style="list-style-type: none"> Ideal for complex IT environments A4 colour print, copy and scan Gigabit ethernet Compact design 1 optional paper tray Large LCD screen Optional Hard Disk Drive 	<ul style="list-style-type: none"> Ideal for complex IT environments A4 colour print 4 optional paper trays Genuine Adobe® PostScript® emulation Optional Hard Disk Drive
Epson SKU Number	C11CB46001BX	C11CB82011BY	C11C600001BY
A4	Yes	Yes	Yes
A3	No	No	No
Print Speeds Mono (ISO)	30ppm	24ppm	35ppm
Print Speeds Colour	30ppm	24ppm	25ppm
Print Resolution (dpi)	600 x 600	600 x 600	4800 RiT
Scanning Resolution (dpi)	600 x 600	600 x 600	
Standard Memory	256MB	256MB	128MB
Maximum Memory	768MB	768MB	640MB
Paper capacity standard	250 sheets		700 sheets
Paper capacity maximum	750 sheets		2,350 sheets
Double sided-printing	Optional	Yes	Yes
Ethernet Connectivity	Yes	Yes	Yes
Wireless Connectivity			
LCD display	Mono	Mono	Mono
Optional Paper Tray	Yes	Yes	Yes
Scan		Yes	
Copy		Yes	
Fax		CX37DTNF	
Scan functions		Scan to email, SMB, FTP, USB	
Automatic Document Feeder		35 pages	
PCL and Postscript compatible	Yes	Yes	Yes
Supplies - colour	6,000 pages		8,500 pages
Supplies - mono	6,000 pages		10,000 pages
Monthly duty cycle	120,000 pages		90,000 pages
Paper weight	60 - 210gsm		60 - 216gsm
Return Program Supplies			
DURABrite Ultra Ink			
AcuBrite Toner	Yes	Yes	Yes
Energy Star qualified	Yes	Yes	Yes
Epson Connect			
Weight	20.5kg	32.2kg	34.5kg
Standard Warranty	1 year on site		1 year on site
Dimensions - (WxDxH)	419 x 520 x 330 mm	446.5 x 558 x 490 mm	437 x 588 x 457 mm
Product Variations	N	DN	DN
	DN	DTN	DTN
	DTN	DNF	DNPC6
		DTNF	DTNPC6

C9300	
	
<ul style="list-style-type: none"> Ideal for complex IT environments A4/A3 colour print Ultra compact design Excellent Print Quality Gigabit ethernet 3 optional paper trays 	
Epson SKU Number	C11CB52011BY
A4	Yes
A3	Yes
Print Speeds Mono (ISO)	30ppm
Print Speeds Colour	30ppm
Print Resolution (dpi)	1200 x 1200
Standard Memory	256MB
Maximum Memory	1024MB
Paper capacity standard	250 sheets
Paper capacity maximum	2,055 sheets
Double sided-printing	option
Ethernet Connectivity	Yes
Wireless Connectivity	
LCD display	Mono
Optional Paper Tray	Yes
Scan	
Copy	
Fax	
Scan functions	
Automatic Document Feeder	
PCL and Postscript compatible	Yes
Supplies - colour	7,500 / 15,000 pages
Supplies - mono	13,000 pages
Monthly duty cycle	100,000 pages
Paper weight	60 - 216gsm
Return Program Supplies	
DURABrite Ultra Ink	
AcuBrite Toner	Yes
Energy Star qualified	Yes
Epson Connect	
Weight	41kg
Standard Warranty	1 year on site
Dimensions - (WxDxH)	499.5 x 538 x 422 mm
Product Variations	N
	DN
	TN
	DTN
	D2TN
	D3TNC

INTRODUCING THE

NEW EPSON RECYCLING SCHEME

In April 2012 Epson will be offering a print recycling scheme, allowing your end users to upgrade their old print hardware to a new energy efficient Epson printer.

Epson's print range are ENERGY STAR® qualified and our new WorkForce Pro range comes with up to 80% lower energy consumption*.

If your end users are looking for high quality printing solutions, combined with significantly lower running costs for an improved total cost of ownership and a better ecological impact Epson has the perfect solution.



COMING IN APRIL 2012

*When compared to a comparative competitor laser (when printing)

INK AND TONER SUPPLIES

Model	Ships With		Extra High Capacity / XXL		High Capacity / XL		Standard Capacity / L		Return	
	Size	Code	Size	Code	Size	Code	Size	Code	Size	Code
M1400 MX14	1,000	C13S050650	Black 2,200		Black 1,000	C13S050652			2,200	C13S050651
C1700 C1750 CX17	700 each colour	C13S050614 C13S050613 C13S050612 C13S050611	Black 2,000 Cyan 1,400 Magenta 1,400 Yellow 1,400		Black 700 Cyan 700 Magenta 700 Yellow 700	C13S050672 C13S050671 C13S050670 C13S050669				
WP-4025DW WP-4535DWF WP-4545DTWF	1,000				Black 2,400 Cyan 2,000 Magenta 2,000 Yellow 2,000	C13T702140 C13T702240 C13T702340 C13T702440	Black 1,200 Cyan 800 Magenta 800 Yellow 800	C13T703140 C13T703240 C13T703340 C13T703440		
M2300	1,000				Black 3,000	C13S0506583			Black 3,000	C13S0506585
M2400 MX20	2,000	C13S0506582	Black 8,000		Black 3,000	C13S0506583			Black 8,000	C13S0506584
WP-4015DN WP-4515DN WP-4525DNF WP-4095DN WP-4595DNF	1,000	C13T701140 C13T701240 C13T701340 C13T701440	Black 3,400 Cyan 3,400 Magenta 3,400 Yellow 3,400		Black 2,400 Cyan 2,000 Magenta 2,000 Yellow 2,000	C13T702140 C13T702240 C13T702340 C13T702440	Black 1,200 Cyan 800 Magenta 800 Yellow 800	C13T703140 C13T703240 C13T703340 C13T703440		

C2900	1,000	C13S050631	Black 2 x 3,000		Black 3,000 Cyan 2,500 Magenta 2,500 Yellow 2,500	C13S050630 C13S050629 C13S050628 C13S050627				
CX29	1,000	C13S050631	Black 2 x 3,000		Black 3,000 Cyan 2,500 Magenta 2,500 Yellow 2,500	C13S050630 C13S050629 C13S050628 C13S050627				
M4000	7,500	C13S051170	Black 20,000						Black 20,000	C13S051173
M7000	6,000	C13S051221	Black 15,000						Black 15,000	C13S051222
M8000	6,000	C13S051188	Black 15,000						Black 15,000	C13S051189
C3900 CX37	2,000	C13S050594	Black 2 x 6,000		Black 6,000 Cyan 6,000 Magenta 6,000 Yellow 6,000	C13S050593 C13S050592 C13S050591 C13S050590				
C4200		C13S050245 C13S050244 C13S050243 C13S050242	Black 10,000 Cyan 8,500 Magenta 8,500 Yellow 8,500							
C9300	2,000 Colour 2,200 Black	C13S050609 C13S050608 C13S050607 C13S050606	Black 2 x 6,500 Cyan 2 x 7,500 Magenta 2 x 7,500 Yellow 2 x 7,500		Black 6,500 Cyan 7,500 Magenta 7,500 Yellow 7,500	C13S050605 C13S050604 C13S050603 C13S050602				

AWARD WINNING WORKFORCE PRO RANGE

Epson's award winning WorkForce Pro range brings together the finest elements of our inkjet technology and is designed as a real alternative to the small workgroup colour laser printer.

The range provides high quality printing solutions, combined with significantly lower running costs, for an improved total cost of ownership and better ecological impact.



WP-4535 DWF



WP-4015 DN



WP-4525 DNF



MANAGED PRINT SERVICE

- One year minimum contract
- No minimum or maximum print volumes
- Automatic toner or ink delivery
- Next business day delivery
- UK technical support



Contact your Account Manager today for more information

BUSINESS SCAN 2012



CHOOSING THE RIGHT BUSINESS SCANNER

Epson scanners are designed to be simple and efficient to use whilst having the sophisticated features important in delivering the quality required. All scanners are TWAIN-compliant with a choice of A3 and A4 models to suit all budgets.

Each scanner is packed with Epson technologies to help save you time and get the best output. Features such as automatic document feeders, optical character recognition and automatic duplex scanning make light work of your archiving and document management tasks.

DOCUMENT CAPTURE PRO



With Epson's latest software, Document Capture Pro, you can convert, sort, store and automatically export scans to any cloud and document management system. This is versatile, innovative, intuitive scanning you can count on – wherever you are. What's more, Epson's Document Capture Pro is **completely free** and can be used on all DS-30, GT-S55 and GT-S85 scanners.

KEY DEFINITIONS

Epson ReadyScan LED technology – faster scanning after power on or standby mode for increased productivity and lower power consumption usage.

Epson Event Manager – enables document information to be immediately captured, converted, distributed and stored in virtually any management system at the touch of a button.

DOCUMENT IMAGE SCANNING FEATURES

Automatic De-Skew – this improves scan results and the accuracy of OCR scanning by automatically detecting if the page being scanned is not straight – the scanner will straighten the scanned image so that it is level.

RGB colour enhance – this increases the visibility of a specific colour from forms and documents – for example a watermark.

Text enhancement – this feature greatly improves the accuracy of OCR black and white scanning by eliminating document backgrounds to enhance text clarity.

RGB colour dropout – this feature removes colour backgrounds or colour text from documents or forms to improve the readability of scanned documents.



	Portable	Sheetfed Scanner	
Model Name	DS-30	GT-S55	GT-S85
Key feature	<ul style="list-style-type: none"> Ultra portable Lightweight Compact 	<ul style="list-style-type: none"> Large Feeder Capacity Optional network integration High speed scanning 	<ul style="list-style-type: none"> 50% higher ADF capacity Large Feeder Capacity Optional network integration
Epson SKU Number	B11B206301	B11B202301BY	B11B203301BY
Scanner Type	Document Scanner	Document Scanner	Document Scanner
Scanning Speed Mono	13 ppm	50 ppm (simplex)	80 ppm (simplex)
Scanning Speed Colour	13 ppm	50 ppm (simplex)	80 ppm (simplex)
Push / Pull Scanning	Push and Pull	Pull	Pull
Scanning Resolution (WxH)	600 DPI	600 DPI	600 DPI
Scanning Range (WxH)	216 x 356mm	216 x 914mm	216 x 914mm
Scanning volume (per day)		2000	3000
Interfaces	Powered USB	USB 2.0 Type B	USB 2.0 Type B
Light source	ReadyScan LED Technology	ReadyScan LED Technology	ReadyScan LED Technology
Automatic Document Feeder		75 pages	75 pages
Duplex Scan		Yes	Yes
Drivers	TWAIN, WIA	TWAIN, WIA, ISIS	TWAIN, WIA, ISIS
Software	ABBYY® FineReader®, Sprint 9.0 (Windows), Presto! BizCard 5 SE	Epson Event Manager, Epson Scan, ABBYY® FineReader® 6.0 (Windows), Sprint 9.0 (Mac OS), Presto! BizCard 5 SE, Presto! Page Manager	Epson Event Manager, Epson Scan, ABBYY® FineReader® 6.0 (Windows), Sprint 9.0 (Mac OS), Presto! BizCard 5 SE, Presto! Page Manager
Output formats	JPEG, TIFF, PDF, Searchable PDF	JPEG, TIFF, Multi-TIFF PDF, Searchable PDF, Secure PDF	JPEG, TIFF, Multi-TIFF PDF, Searchable PDF, Secure PDF
Network connectivity		GT-S55N	GT-S85N
Automatic De-Skew	Yes	Yes	Yes
Text enhancement			
RGB colour enhance	Yes	Yes	Yes
RGB colour dropout			
Predefined scan destinations	1	10	
One keypress	Yes		Yes
Skip blank page	Yes	Yes	Yes
A3 stitching		Yes	Yes
Punch holes removal	Yes	Yes	Yes
Auto Rotation		Yes	Yes
Paper weight			
Energy Star qualified	Yes		
Weight	3.25kg	4.6kg	5kg
Standard Warranty	12 months carry in	12 months carry in	12 months carry in
Dimensions - (WxDxH)	276 x 50 x 36.5 mm	303 x 202 x 213 mm	303 x 202 x 213 mm

Flatbed Scanner			
Model Name	GT-1500	GT-2500	Expression 10000XL
Key feature	<ul style="list-style-type: none"> Fast scanning speeds Scan to Jobs customisation Less wasted energy with ReadyScan technology 	<ul style="list-style-type: none"> One click functions save you time Easy archiving and ECM integration 	<ul style="list-style-type: none"> A3 scanner
Epson SKU Number	B11B190021BA	B11B181021BY	B11B168022CY
Scanner Type	Document Scanner	Document Scanner	Graphics Scanner
Scanning Speed Mono	18 ppm	27 ppm	12 ppm
Scanning Speed Colour	12 ppm	11 ppm	22 ppm
Push / Pull Scanning	Pull	Pull	Pull
Scanning Resolution (WxH)	1200 x 2400 DPI	1200 x 1200 DPI	2400 x 4800 DPI
Scanning Range (WxH)	216 x 356mm	216 x 356mm	298 x 432mm
Scanning volume (per day)	400	1000	
Interfaces	USB 2.0 Type B	USB 2.0 Type B, Ethernet	USB 2.0 Type B, Ethernet, IEEE
Light source	ReadyScan LED Technology	Cold Cathode Fluorescence Lamp	Xenon Fluorescence Lamp
Automatic Document Feeder	40 pages	50 pages	Yes
Duplex Scan	Yes	Yes	Yes
Drivers	TWAIN, WIA, ISIS	TWAIN, WIA, ISIS	TWAIN, WIA
Software	Epson Event Manager, Epson Scan, ABBYY® FineReader® 6.0 (Windows), Sprint 9.0 (Mac OS), Presto! BizCard 5 SE, Presto! Page Manager	Epson Scan	Epson Scan, Adobe Photoshop Elements 2.0, ABBYY® Fine Reader® 6.0
Output formats	JPEG, TIFF, Multi-TIFF PDF, Searchable PDF, Secure PDF	JPEG, TIFF, Multi-TIFF PDF, PDF/Batch	JPEG, TIFF, Multi-TIFF PDF
Network connectivity		GT-2500N	
Automatic De-Skew	Yes	Yes	
Text enhancement	Yes		
RGB colour enhance			
RGB colour dropout	Yes	Yes	Yes
Predefined scan destinations			
One keypress	Yes	Yes	Yes
Skip blank page			
A3 stitching			
Punch holes removal			
Auto Rotation			
Paper weight	50 - 120 g/m ²		
Energy Star qualified			
Weight	3.9kg	10kg	14.5kg
Standard Warranty	12 months onsite service	12 months onsite service	12 months onsite service
Dimensions - (WxDxH)	470 x 318 x 121 mm	468 x 395 x 200 mm	656 x 458 x 158 mm

Flatbed Scanner	
Model Name	GT-20000
Key feature	<ul style="list-style-type: none"> High volume, A3 flatbed scanner Easy integration
Epson SKU Number	B11B195021BY
Scanner Type	Document Scanner
Scanning Speed Mono	4.3 ppm
Scanning Speed Colour	6.1 ppm
Push / Pull Scanning	Pull
Scanning Resolution (WxH)	600 x 1200 DPI
Scanning Range (WxH)	297 x 432mm
Scanning volume (per day)	2500
Interfaces	USB 2.0 Type B, Ethernet, SCSI (2x)
Light source	Xenon Fluorescence Lamp
Automatic Document Feeder	Yes
Duplex Scan	Yes
Drivers	TWAIN, WIA, ISIS
Software	Epson Event Manager, Epson Scan, ABBYY® Fine Reader® 6.0 (Windows)
Output formats	JPEG, TIFF, Multi-TIFF PDF, Searchable PDF, Secure PDF
Network connectivity	GT-20000N
Automatic De-Skew	Yes
Text enhancement	
RGB colour enhance	
RGB colour dropout	Yes
Predefined scan destinations	
One keypress	Yes
Skip blank page	
A3 stitching	
Punch holes removal	
Auto Rotation	
Paper weight	
Energy Star qualified	
Weight	13.5kg
Standard Warranty	12 months onsite service
Dimensions - (WxDxH)	656 x 458 x 158 mm




CREATING A VISION FOR THE FUTURE

At Epson, we know that planning for the future requires a strong commitment to the environment. That is why we strive to create innovative products that are reliable, recyclable and energy efficient.

Better products that use fewer resources help ensure a better future for us all.

Recognizing that the Earth's carrying capacity is limited and believing that everyone must share responsibility for reducing environmental impacts equally, Epson is aiming to reduce CO₂ emissions by 90% across the lifecycle of all products and services by the year 2050.





The image shows a black Epson multifunction printer. The control panel features a power button, an error indicator, and buttons for Copy, Scan, Fax, and Auto Answer. A small LCD screen displays copy settings: '1>1 Copy with Border', '1 copies', 'Density' (with a bar graph), 'A4 Standard Quality Actual Size', and 'Plain Paper'. A printed page is emerging from the output tray, showing a colorful pie chart and a bar chart. The Epson logo is visible on the right side of the printer's body.

For more information on Epson's Business products please contact your Account Manager

Email: enquiries@epson.co.uk

Web: www.epson.co.uk
www.epson.co.uk/portal

Social:  www.epsonbusinessblog.com
 www.twitter.com/EpsonUKBiz

Published March 2012.

Whilst every effort has been made to ensure the accuracy of the information supplied herein, Epson cannot be held responsible for any errors or omissions

Better Products 
for a Better Future

EPSON®