



imagine a business printing center
that handles all documents



Imagine a laser printer so professional you never give its performance a doubt. The Samsung ML-4550 series elevates your heavy printing environments with fast speed (43ppm/A4), duplex print speed, and hard disk solution.

Samsung Mono Laser Printer ML-4550/51N/51ND





imagine a business printing center that handles all documents.

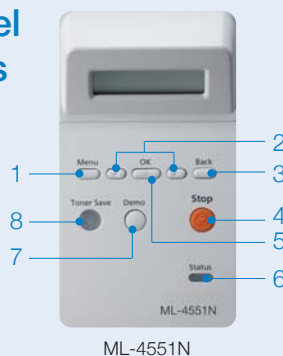
Samsung ML-4550 series is designed with your business in mind and intended to keep you working with fast printing speed. It features the highest monthly duty cycle in its class, a large toner capacity with the toner save function, and a large paper capacity.

Components



1. Output Tray 2. Control Panel 3. Control Board Cover 4. Tray 1 5. Optional Tray 2
6. Optional Tray 3 7. Optional Tray 4 8. Handle 9. Paper Level Indicator 10. Multi-Purpose Tray
11. Top Cover 12. Rear Cover 13. Duplex Unit 14. Network Port 15. USB Port 16. Parallel Port
17. Power Receptacle 18. Power Switch

Control Panel Components



1. Menu
2. Scroll Buttons
3. Back
4. Stop
5. OK
6. Status
7. Demo
8. Toner Save

ML-4551N

* The same as ML-4550, 4551ND

imagine a reliable printing center

Reliable Speed

Lasers are synonymous with speed and the Samsung ML-4550 series exceeds expectations. Make your work more reliable with the incredible printout speed of 43 ppm!



43 ppm/A4 45 ppm/Letter

Reliable Memory and CPU

Fast, productive output depends on processing speed and adequate memory. With a 500 MHz processor and 128 MB memory expandable to 512 MB, this printer performs efficiently under a variety of circumstances.



500 MHz



256+256=512 MB

Reliable Monthly Duty Cycle

The ML-4550 series features high performance printers with huge monthly duty cycles up to 200,000 sheets. You can meet heavy printing requirements of medium office.



200,000 pages/month

imagine a convenient printing center

Convenient Wired-Network Printing

(Built-in ML-4551N/4551ND)

ML-4550 series offers network printing capabilities to easily connect your workplace, including an Ethernet interface capable of being cabled directly into your network.

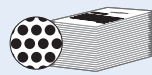
Ethernet 10/100 Base TX

Ethernet 10/100 Base TX

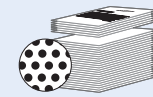


Convenient Toner Save Function

Toner Save Mode reduces toner consumption about 30%, giving you more printing pages per toner cartridge. You can reduce your budget by simply pressing a button or by controlling your driver. Printouts are slightly lighter with the same resolution.



High Yield Toner
20,000 sheets



Toner Yield with one touch
save function
20,000 sheets + 6,000 sheets

Convenient Paper Input Capacity

You won't have to worry about running out of paper in the middle of a huge print job with the ML-4550 series. With a convenient 2,100 page paper capacity composed of 500 sheets in the standard tray, three optional 500-sheet trays and 100 page MP, you'll save time printing what you really need.



2,100 page paper

Convenient Printing Features

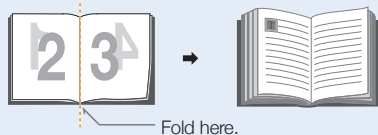
Duplex Printing : Enhance your efficiency with automatic two-sided printing. Create your own document with options such as long edge and short edge printing. In addition, two-sided printing will save paper, allowing for convenient storage and portability.



Long Edge

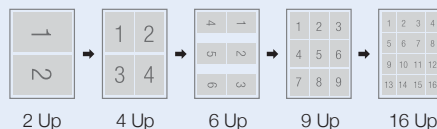
Short Edge

Booklet Printing : The ML-4550 series can handle booklet creation easily and efficiently.




Fold here.

N-up Printing : Create multiple copies of the same page or photo onto one page. No need to cut and paste or print multiple times. N-up printing feature creates up to 16 images on one page and produces just the size you need.



Poster Printing : Create large sized posters with the 'Poster' printing feature. Start with any size image and create proportional posters of any size. Print out is printed on many pages to create a seamless poster.



imagine a professional printing solution center

Professional Network Management Tools

SyncThru™ Web Admin Service


SyncThru™ Web Admin Service is a web-based fleet management tool for configuring printers, checking device status, performing remote diagnostics, receiving alerts when possible problems occur, and changing settings without leaving your desk. Available on Samsung network printers and other SNMP* compliant printers.

*SNMP(Simple Network Management Protocol) an application layer protocol that facilitates the exchange of management information between network devices. It is part of the Transmission Control Protocol/Internet Protocol (TCP/IP) protocol suite. SNMP enables network administrators to manage network performance, find and solve network problems, and plan for network growth.



SyncThru™ Web Service

Increase productivity with SyncThru™ Web Service. This user friendly printer configuration tool requires no installation in the form of embedded web server that can be accessed by web-browser. It provides administrators with the ability to change network and individual printer settings, upgrade firmware and view network printer status.



Expanded Printing Capabilities with Hard Disk Solution

Expand your printer's capabilities by adding a hard disk. By upgrading to a 40 GB hard disk, the Samsung ML-4550 series performs additional features like collating and reprinting without sending the print job again, storing and delaying print until you are ready, and increasing security by requiring a PIN code before printing.



40GB Hard Disk


Securely Manage & Control Network Print Jobs

Collate Printing



The ML-4550 series can efficiently print large documents even when you are printing multiple copies. Choose 'Collate' and the job is sent only once and multiple collated sets are produced by the printer reducing PC overload.

Proof Printing



When multiple copies are printed, the ML-4550 series prints out one copy for proofing, and holds the remaining copies. After approving the proofed print job, the user can use the control panel to print the remaining pages.

Delayed Printing



Don't make everyone wait while you print a large document. Store the print job and program the printer to print it at a more convenient time.

Confidential Printing



Network printers are often centrally located and everyone collects their print jobs there. With the ML-4550 series you can maintain privacy by having the printer hold the print job until you enter your 4-digit PIN into the printer's control panel.

Store Job



Store the print job in the printer so you don't need to send it again from your computer. Later, when you need to print, access the print job from the control panel. If the print job is stored in the public folder, anyone can access it and print it, making networking easier. Or, store the print job in the private folder and secure it with a 4-digit PIN code so that you can control access.

Where to use ML-4550 series?



- A-1, 2, 3 - Barcode Printing at the hospital
- B - Proof Printing at the PR agency
- C - Delayed Printing at the corporate office
- D - Confidential Printing at the laboratory
- E - Forms Overlay Printing at the library

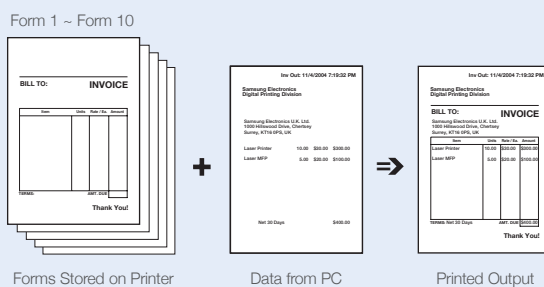
JMS (Job Management System)

In addition to enhanced network features like SyncThru Web Service, the ML-4550 series support JMS (Job Management System). With an installed network card and an optional hard disk, JMS is an interface that manages active and stored print jobs, saves and applies Forms Overlay on HDD, and shows the completed job history, user accounts, and logs. JMS can only be used with SyncThru Web Service.



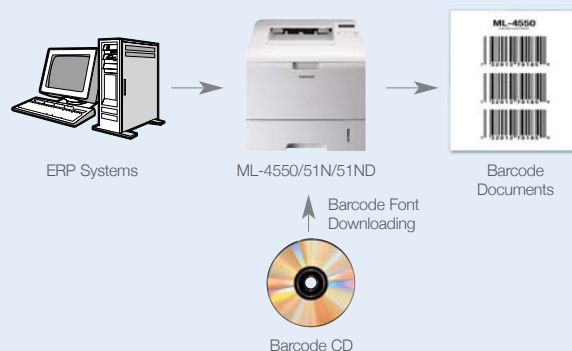
Forms Overlay

Forms Overlay function saves time and effort by allowing you to print on pre-formatted templates and forms. Also, this function makes it easy to distinguish which department created the document as it can be marked with pre-formatted departmental information. The formatting instructions and data can be stored on the ML-4550 series [with Hard Disk installed]. When new data is available this can be changed and incorporated in the new print job. This function is suitable for mailings and large volume printouts. In addition, frequently used forms can be preconfigured and easily printed out from the Hard Disk and so reduces the workload on the PC and network traffic.



Barcode Printing

The ML-4550 is available with a cost effective barcode printing solution that integrates seamlessly into your enterprise applications. Barcode technology has significantly improved efficiency of automatic data collection processes and lowered associated costs. Samsung barcode solutions are compatible with standard PCL5e applications and support 40 industry standard barcodes plus 1-dimensional and 2-dimensional standards. No specialized drivers are required which reduces integration time and cost. Please contact Samsung Electronics for more information about the barcode function. In order to assure that the barcode function will integrate with your applications, the barcode function must be ordered directly from Samsung Electronics.



Specifications

	ML-4550	ML-4551N	ML-4551ND
Print Speed * Resolution First Print Out Time	Up to 43 ppm in A4 (45 ppm in Letter) Up to 1,200 x 1,200 dpi effective output 8.5 seconds (from Ready)		
Controller Processor Memory Emulation Interface Fonts OS Compatibility	Samsung 500 MHz 128 MB (Max. 512 MB) PS3, PCL6, IBM ProPrinter, EPSON, PDF Direct Hi-Speed USB 2.0, IEEE1284 Parallel Hi-Speed USB 2.0, IEEE 1284 Parallel, Ethernet 10/100 Base TX Hi-Speed USB 2.0, IEEE 1284 Parallel, Ethernet 10/100 Base TX 45 Scalable, 1 Bitmap, 136 PS3, OCR Fonts Windows 98/Me/NT4.0/2000/XP(32/64bit)/2003 Server(32/64bit), Various Linux OS including Red Hat 8~9, Fedora Core 1~3, Mandrake 9.2~10.1 and SuSE 8.2~9.2, Mac OS 8.6 - 9.2 / 10.1 - 10.4		
Paper Handling Input Capacity and Types Output Capacity and Types Duplex Media size Special Media	Optional	Optional	Built-in
General Net Dimension (W x D x H) Net Weight Noise Level **	396 x 453 x 353 mm (15.6" x 17.8" x 13.9") 17.83 Kg (39.3 lbs)	396 x 453 x 353 mm (15.6" x 17.8" x 13.9") 17.83 Kg (39.3 lbs) Less than 57 dBA (Printing) Less than 35 dBA (Standby)	396 x 526 x 353 mm (15.6" x 20.7" x 13.9") 19.1 Kg (42.1 lbs)


* Print speed will be affected by Operating System used, computing performance, application software, connecting method, media type, media size and job complexity.
 ** Sound Pressure Level, ISO7779

Supplies and Options

Consumables	Standard 10,000 pages @ ISO 19752 5% Coverage High Yield 20,000 pages @ ISO 19752 5% Coverage	ML-D4550A ML-D4550B
Memory	128 MB SDRAM 256 MB SDRAM	ML-MEM150 ML-MEM160
Wired Network	Internal Ethernet 10/100 Base TX (Optional for ML-4550)	ML-NWA20N
Duplex	Duplex unit ***	ML-3560U1
HDD	40 GB Hard Disk Drive	ML-HDK210
Second Cassette	500 sheets Second Cassette Tray	ML-S4550A
Third Cassette	500 sheets Third Cassette Tray	ML-S4550A
Forth Cassette	500 sheets Forth Cassette Tray	ML-S4550A



Toner Cartridge



Memory



Wired Network



Duplex



Hard Disk



Second Cassette

Please visit www.samsungprinter.com to download the latest software version.
 *** Only ML-4551ND is defaulted.

Distributed by

Design and Specifications are subject to change without notice.
 Trademarks of other companies mentioned in these publications are hereby recognised and acknowledged.